

旋轉型拉動式搭扣

Rotary draw latch



DK-156



〔DK-156-1〕不鏽鋼



〔DK-156-2〕鐵

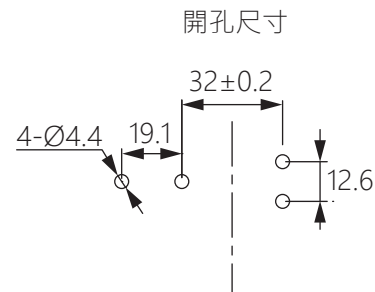
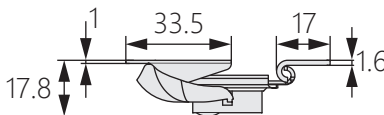
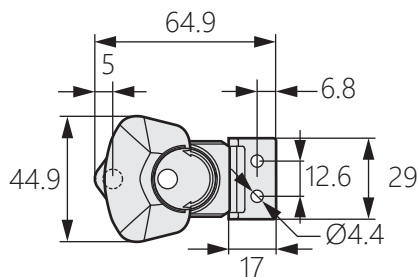
商品介紹 Product description

- 1.金屬結構，耐用的旋轉鎖舌設計與準確地拉動設置，能給予牢固的拉緊力以防止門板的意外開啟。
- 2.滑片伸縮距離：12mm。

- 材質：鋼鐵、不鏽鋼SUS304
- 表面處理：鐵-黑色塗裝、不鏽鋼-震動研磨

1. Metal structure, durable rotating lock tongue design and accurate pull setting, can give a firm tension to prevent accidental opening of the door panel.
2. Slide telescopic distance: 12mm.

- Material: Iron, Stainless steel SUS304
- Finish: Iron-black painted, Stainless Steel-Vibration grinding



板金分界線